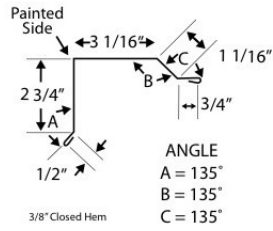
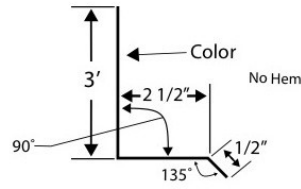


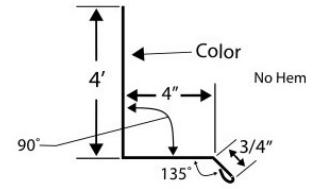
1.5" x 3.5"/5.5"/7.5" ANGLE
Standard Length: 10'4"



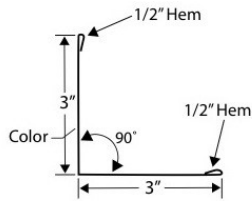
RESIDENTIAL GABLE/RAKE
Standard Length: 10'4"



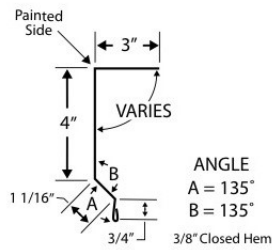
SIDE WALL FLASHING
Standard Length: 10'4"



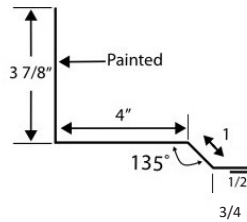
4\"/>



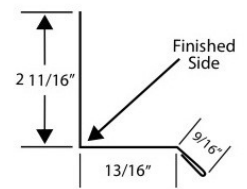
3" x 3" ANGLE
Standard Length: 10'4"



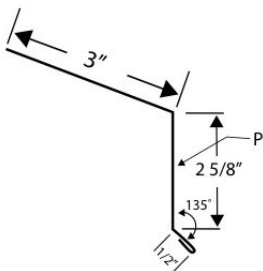
FASCIA
Standard Length: 10'4"



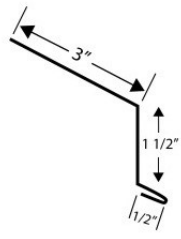
STEP SIDEWALL FLASHING
Standard Length: 10'4"



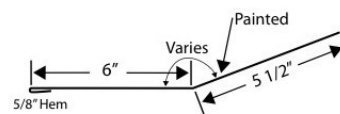
DRIP FLASHING
Standard Length: 10'4"



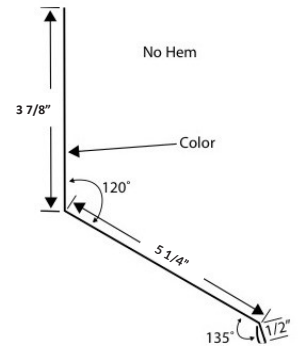
EAVE DRIP 2.5"
Standard Length: 10'4"



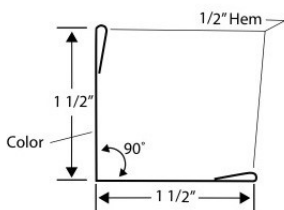
HOUSE 1.5\"/>



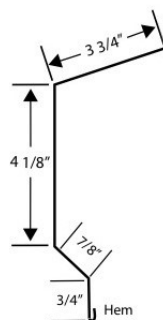
TRANSITION FLASHING
Standard Length: 10'4"



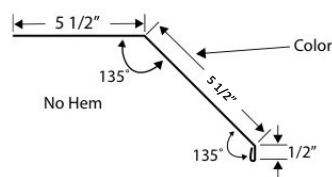
END WALL FLASHING
Standard Length: 10'4"



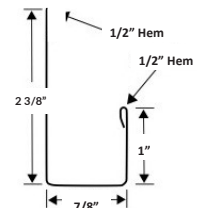
1.5" x 1.5" ANGLE
Standard Length: 10'4"



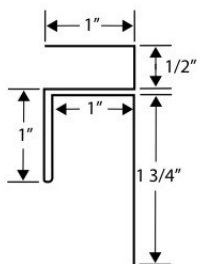
FASCIA EAVE TRIM
Standard Length: 10'4"



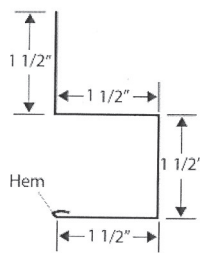
GAMBREL FLASHING
Standard Length: 10'4"



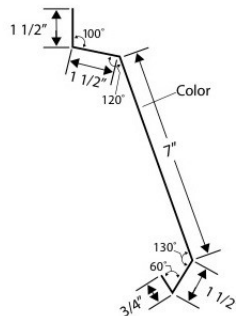
J CHANNEL
Standard Length: 10'4"



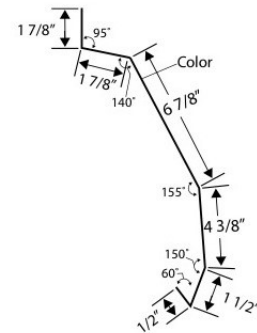
F & J TRIM
Standard Length: 10'4"



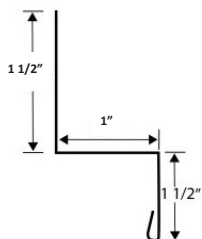
BASE MOLD
Standard Length: 10'4"



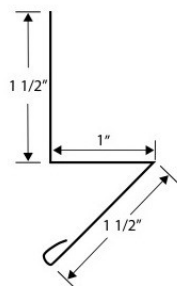
DOOR TRACK COVER
Standard Length: 10'4"



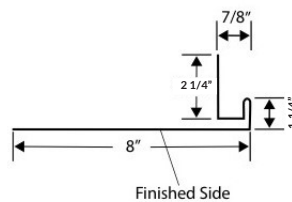
DOUBLE DOOR TRACK COVER
Standard Length: 10'4"



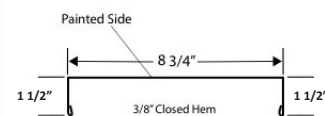
DOUBLE ANGLE FLASHING
Standard Length: 10'4"



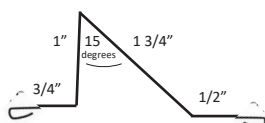
RAT GUARD
Standard Length: 10'4"



OVERHEAD DOOR TRIM
Standard Length: 10'4"



DOOR POST TRIM
Standard Length: 10'4"



SNOW JACK
Standard Length: 10'4"



... and more...

Ask us about our engineered steel truss & wood packages!